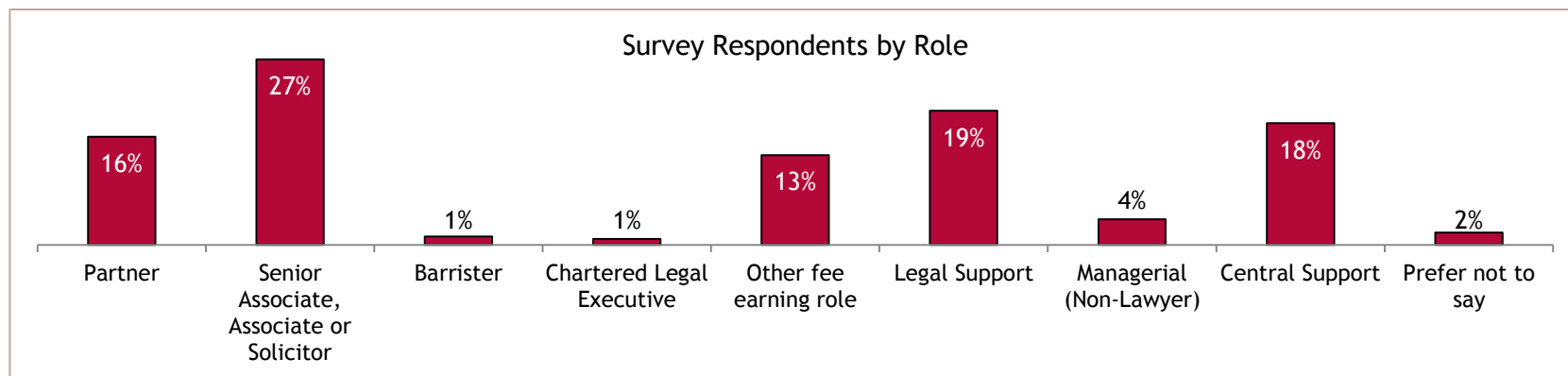
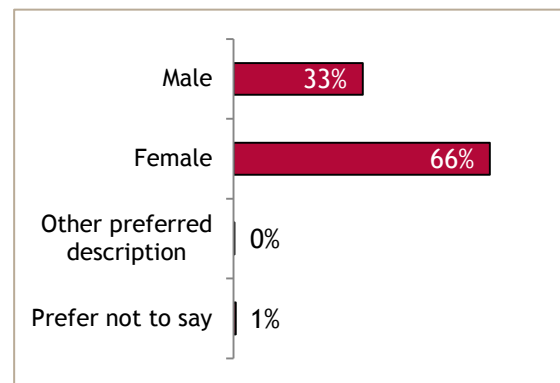
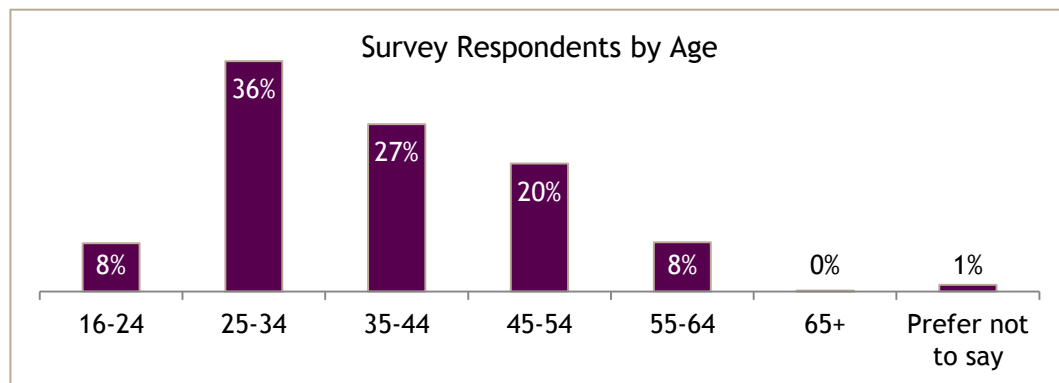
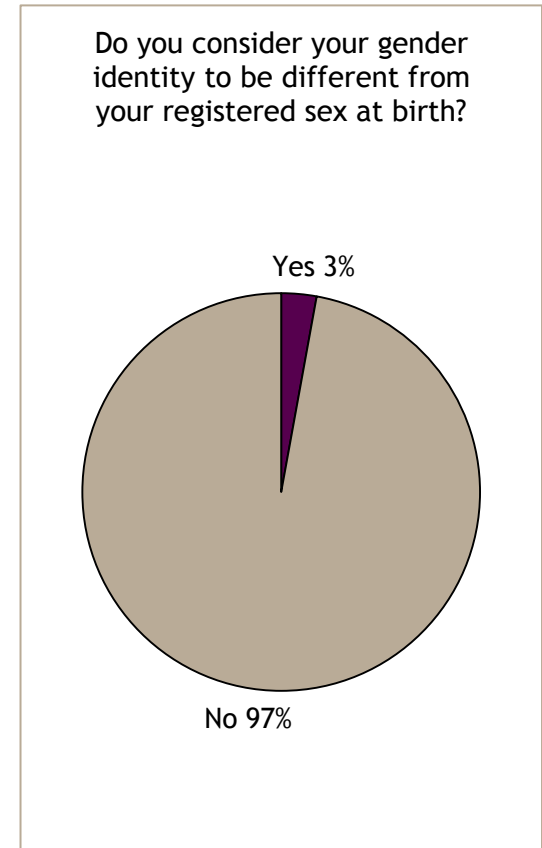
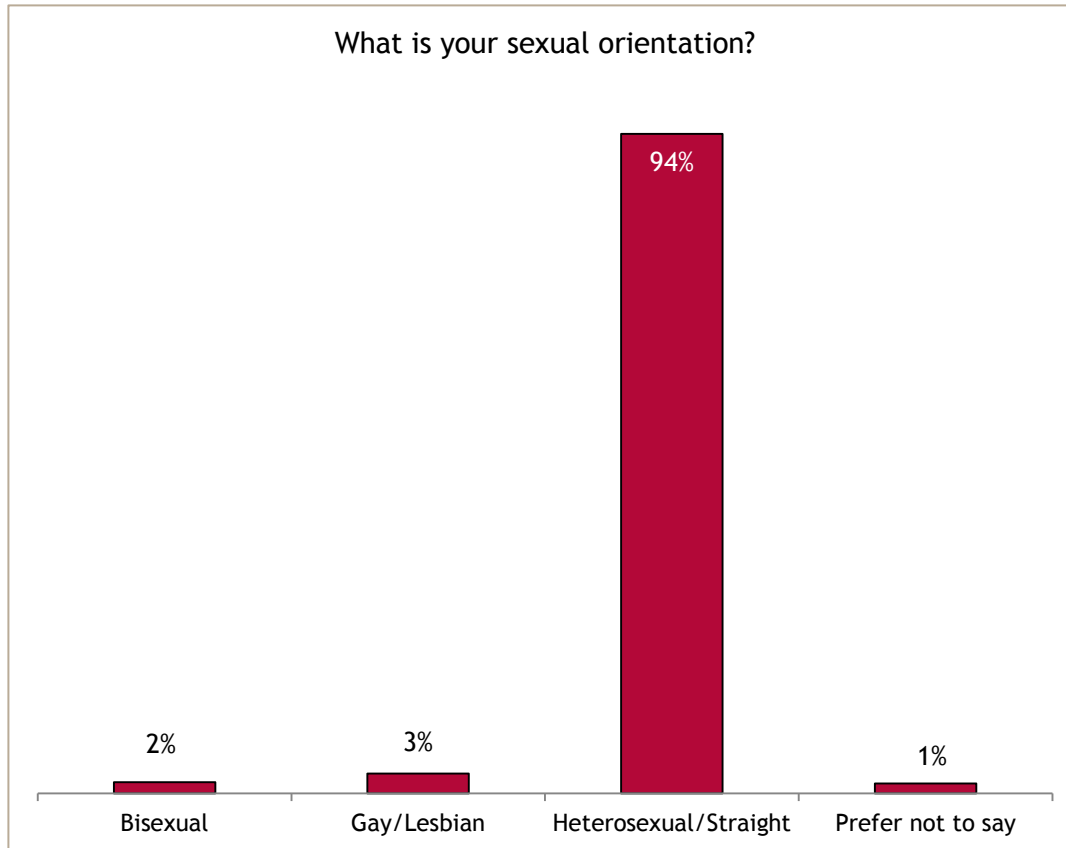

SRA Diversity Survey Analysis

June 2019

Respondent Demographics and Response Rates

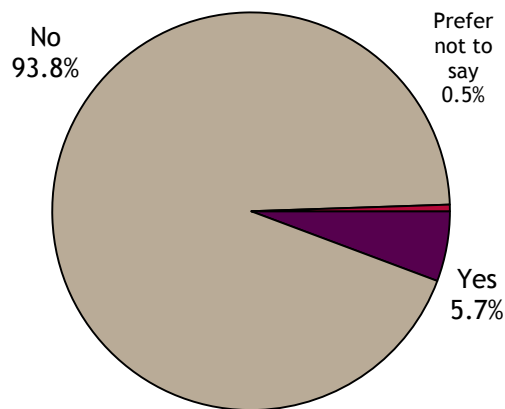


Gender and Sexual Orientation

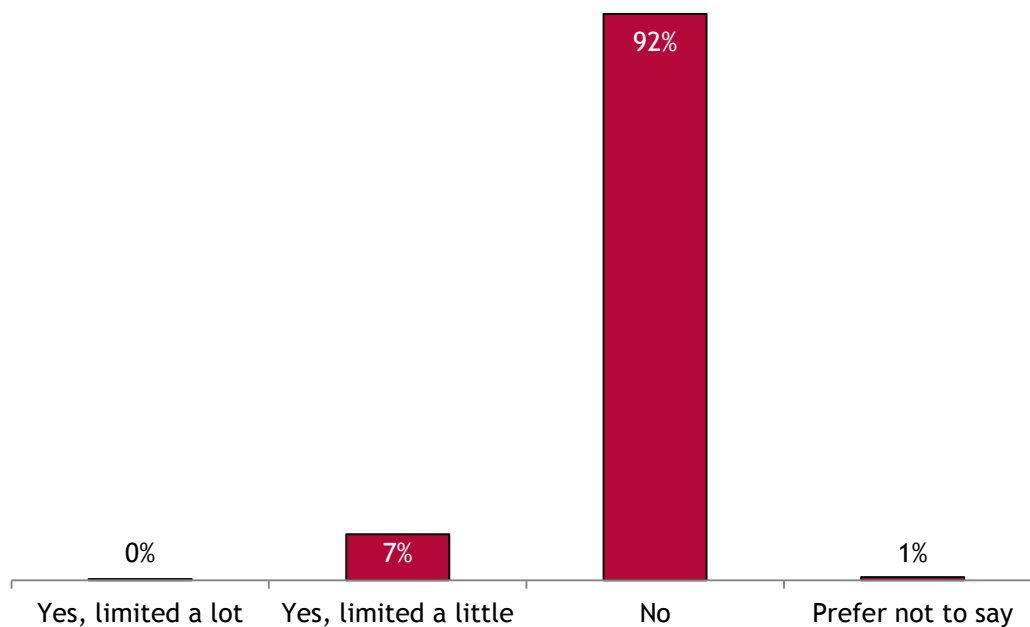


Disability

Do you consider yourself to have a disability according to the definition in the Equality Act 2010?

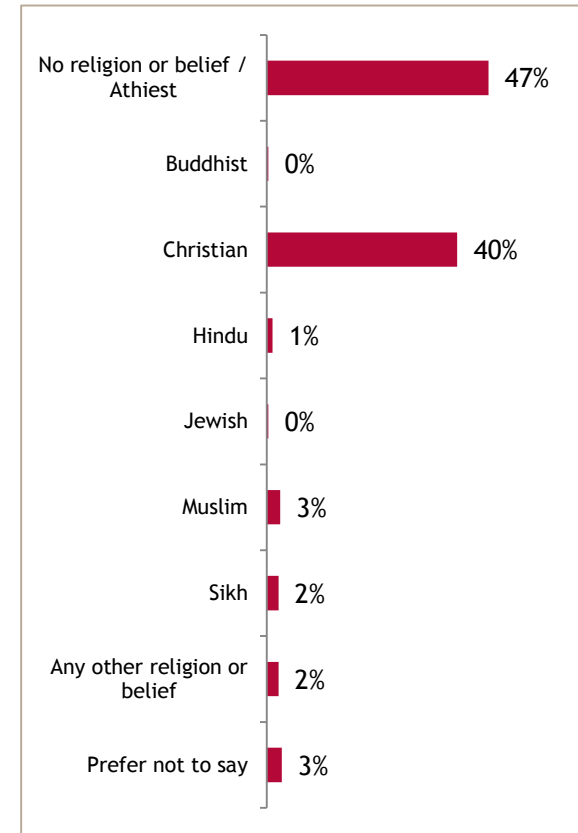


Are your day-to-day activities limited because of a health problem or disability which has lasted, or is expected to last, at least 12 months?



Faith and Ethnicity

What is your ethnic group?	
African	0%
Arab	0%
Bangladeshi	0%
British/English/Welsh/Northern Irish/Scottish	84%
Caribbean	1%
Chinese	1%
Gypsy or Irish Traveller	0%
Indian	4%
Irish	1%
Pakistani	2%
White and Asian	1%
White and Black African	0%
White and Black Caribbean	1%
White and Chinese	0%
Prefer not to say	1%
Other	4%



Socio-Economic Background

What type of school did you mainly attend between the ages between the ages 11 and 16?

UK state run or funded school (selective on academic, faith or other grounds)	19%
UK state school (non-selective)	65%
UK independent/ fee-paying school (bursary)	3%
UK independent/ fee-paying school (no bursary)	7%
Attended school outside the UK	4%
Other	0%
Don't know	0%
Prefer not to say	0%

What is the highest level of qualifications achieved by either of your parent(s) or guardian(s) by the time you were 18?

At least one has a degree level qualification	36%
Qualifications below degree level	40%
No formal qualifications	15%
Don't know	6%
Not applicable	1%
Other	1%
Prefer not to say	2%

Socio-Economic Background (Continued)

Thinking back to when you were aged about 14, which best describes the sort of work the main/ highest income earner in your household did in their main job?	
Modern professional occupations such as: teacher/lecturer, nurse, physiotherapist, social worker, welfare officer, artist, musician, police officer (sergeant or above), software designer	0%
Clerical and intermediate occupations such as: secretary, personal assistant, clerical worker, office clerk, call centre agent, nursing auxiliary, nursery nurse	0%
Senior managers and administrators usually responsible for planning, organising and co-ordinating work and for finance such as: finance manager, chief executive	0%
Technical and craft occupations such as: motor mechanic, fitter, inspector, plumber, printer, tool maker, electrician, gardener, train driver	84%
Semi-routine manual and service occupations such as: postal worker, machine operative, security guard, caretaker, farm worker, catering assistant, receptionist, sales assistant	1%
Routine manual and service occupations such as: HGV driver, van driver, cleaner, porter, packer, sewing machinist, messenger, labourer, waiter / waitress, bar staff	1%
Middle or junior managers such as: office manager, retail manager, bank manager, restaurant manager, warehouse manager, publican	0%
Traditional professional occupations such as: accountant, solicitor, medical practitioner, scientist, civil/ mechanical engineer	4%
Short term unemployed (claimed Jobseeker's Allowance or earlier unemployment benefit for a year or less)	1%
Long term unemployed (claimed Jobseeker's Allowance or earlier unemployment benefit for more than a year)	2%
Inactive (excluding those that are retired)	1%
Retired	0%
Not applicable	1%
Prefer not to say	0%
Don't know	1%
Prefer not to say	4%

Primary Care Responsibilities

